



2023 annual report to the Community

Adelaide Miethke Kindergarten

Adelaide Miethke Kindergarten number: 5601

Partnership: Inner West



Preschool director:

Emma Dunk-Liebeknecht

A handwritten signature in black ink, appearing to read 'Emma Dunk-Liebeknecht'.



Date of endorsement:

18/03/2024

Context Statement

Information about Adelaide Miethke Kindergarten is available on the centres website, as well as the Australian Childrens Education and Care Quality Authority (ACECQA) website.

In 2023, AMK had a productive and successful year with both the children and staff learning and developing. Jess Reid (teacher) returned from maternity leave, joining Director Emma Liebeknecht and educators Monica Woolford (teacher), Carol Jones, Alka Bhagat, Karyn Desmond, Jo Mills. Occasional Care facilitators Jo Mills and Ilona Baldacchino continued in their roles throughout the year.

The preschool had high numbers throughout the year with additional children joining in the Mid-Year Intake. Children, families, and educators collaborated on various inquiry projects, including a project on Yoga, Poo, gardening, building with sticks and much more.

The National Music Teacher Mentor Program marked its second year, providing an excellent opportunity for children and educators to work alongside a specialist music teacher and extend their music curriculum. The educators are excited to continue their learning in 2024.

AMK also participated in the Paint the Westside ReaD literacy project. The preschool promoted the monthly literacy messages, had its mascot Lizzie the Literacy Lizard visit the Kindy for her birthday, and offered weekly library borrowing. The preschool also supported numerous fundraisers, including personalised tea towels and a sports day for children and families.

Finally, the 2023 Kindy year has come to an end, and AMK celebrated the growth and development of all the children. The preschool thanks the Governing Council members for their commitment to supporting the staff and children at Adelaide Miethke.

Governing Council Chairpersons Report

The Governing Council met twice per term over Teams to discuss various important matters such as Preschool finance, Preschool

Over the year we organised events every term for families to meet and socialise with each other, including The Junk Man, Kindy Disco, Sports Day, and various performances.

The children engage in a few special days like PJ Day, Talk like a Pirate, Book Week, an excursion to the theatre, and an incursion from the Bubble Man.

Kind Regards

Maria Giglio

Preschool Attendance

	Term 1	Term 2	Term 3	Term 4
2020 centre	97%	79.5%	86.3%	91.5%
2021 centre	94.1%	87.9%	86.2%	89%
2022 centre	92%	81.8%	82.8%	75.4%
2023 centre	88.8%	91.9%	86.7%	82.4%
2020 state	89.1%	81.8%	84.6%	85.8%
2021 state	87.3%	85.3%	87.1%	84.5%
2022 state	83.6%	77.6%	77.9%	77.8%
2023 state	85.4%	82.9%	83.4%	81.4%

Based on attendances recorded in the two-week reference period each term. Data for eligible enrolments as described in the department's Enrolment policy. Attendance rates may differ to previous reporting with the transfer from calculations based on deemed attendance to actual attendance using booked hours divided by attended hours. Data Source: Department for Education Attendance Data, Semester 1 Report 2023. A blank cell indicates there were no students enrolled.

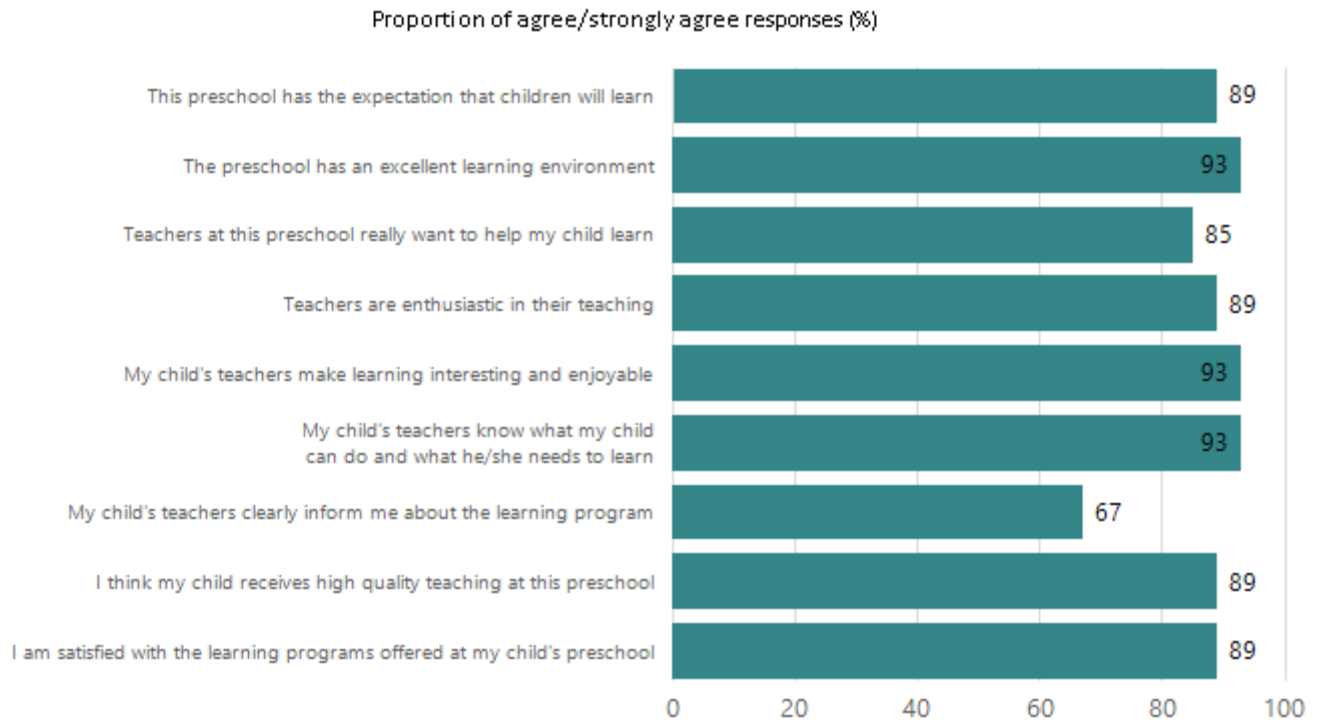
Note: Term 2 2020 data may not be available for all preschools.

Attendance Comment

In South Australia, preschool attendance is not compulsory, but it is strongly encouraged. Preschool gives children the best opportunity to develop skills, which prepare them for school. These benefits include establishing positive routines and habits, friendships and connections as well as developing communication, problem-solving and creative skills. All children are entitled to access a preschool program over 4 terms the year before they start school.

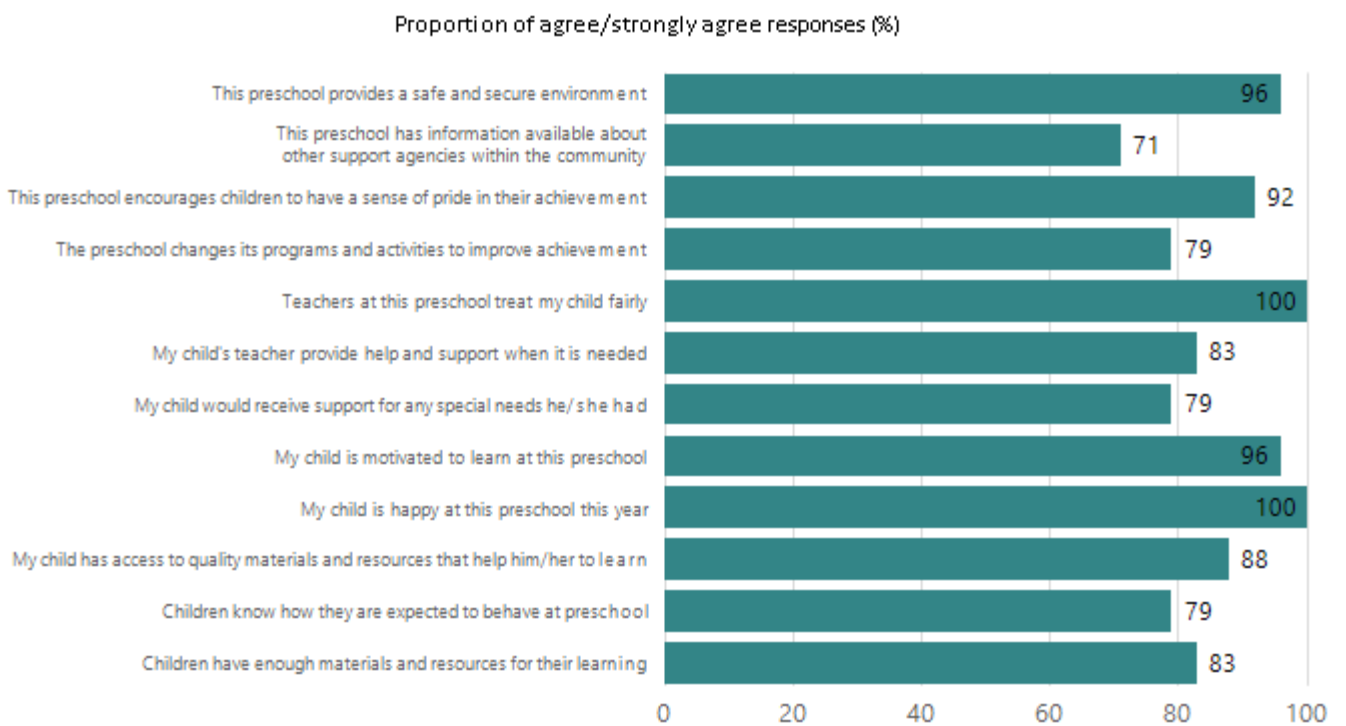
Preschool Family Opinion Survey

Quality of Teaching and Learning



Data Source: 2023 Department for Education Preschool Family Opinions Survey, Term 3 2023.

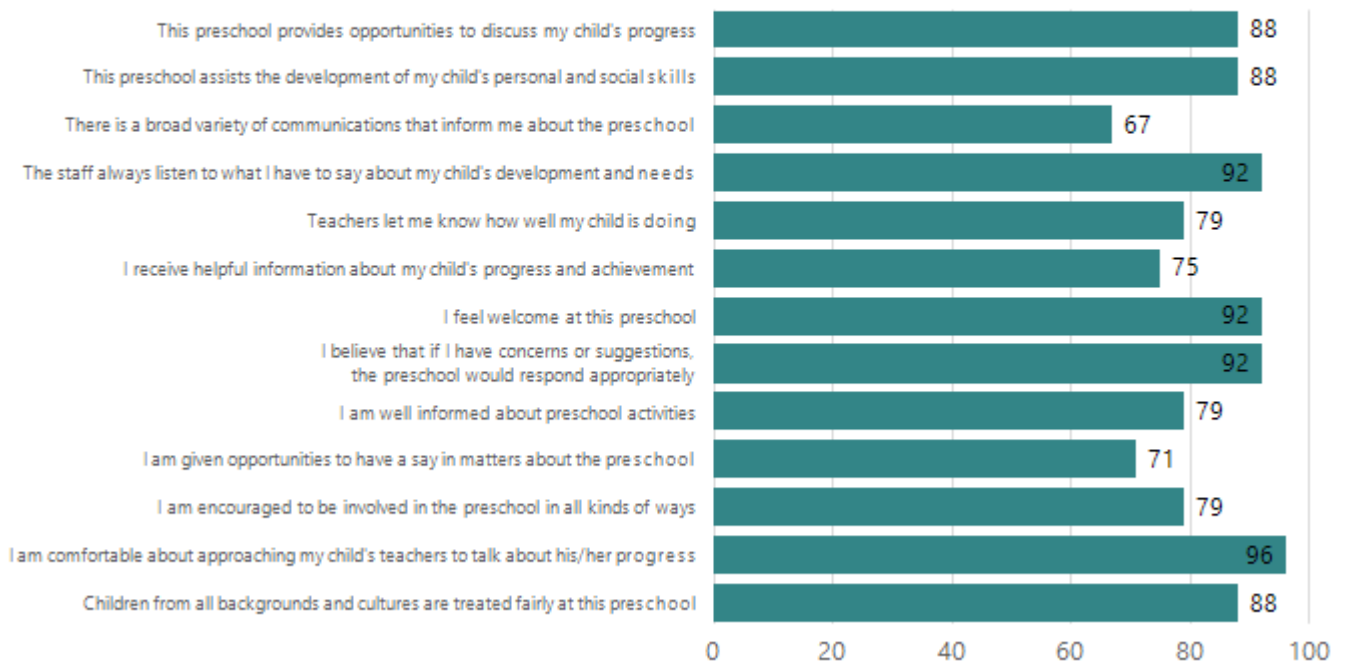
Support of Learning



Data Source: 2023 Department for Education Preschool Family Opinions Survey, Term 3 2023.

Relationships and Communication

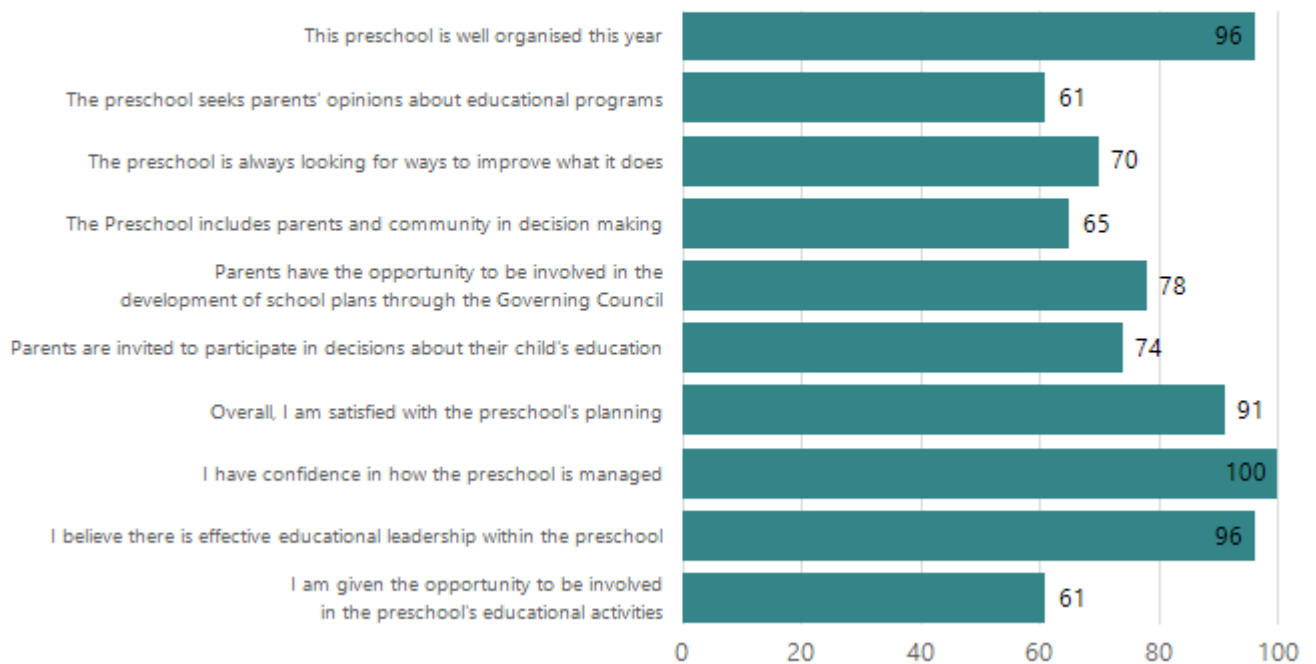
Proportion of agree/strongly agree responses (%)



Data Source: 2023 Department for Education Preschool Family Opinions Survey, Term 3 2023.

Leadership and Decision Making

Proportion of agree/strongly agree responses (%)



Data Source: 2023 Department for Education Preschool Family Opinions Survey, Term 3 2023.

Destination Schools

Feeder Schools (Site number - Name)	2021	2022	2023
0135 - Flinders Park Primary School			3.9%
0473 - Allenby Gardens Primary School		3.5%	
0497 - Woodville Primary School	27.5%	19.0%	11.7%
0996 - Kidman Park Primary School	7.3%	3.5%	
1022 - Grange Primary School	4.4%	8.6%	
6015 - Saint Michael's College Junior School	7.3%	6.9%	3.9%
8280 - Nazareth Catholic College Findon Primary Campus	4.4%	6.9%	6.5%
9005 - Our Lady Queen of Peace School	4.4%		3.9%
9040 - St Francis School			5.2%
9069 - Mount Carmel College - Primary Campus	5.8%	5.2%	3.9%
9089 - Whitefriars School	14.5%	6.9%	14.3%
9096 - St Michael's Lutheran Primary School		8.6%	
9999 - Unknown		19.0%	29.9%

Note: The data is collected in term 3. It does not reflect actual schools enrolled in by existing preschool children. A blank cell indicates there was no data for students enrolled.

Data Source: Department for Education Destination Data Report, 2023.

Highest Qualifications held by the teaching workforce and workforce composition

All teachers at this school are qualified and registered with the SA Teachers Registration Board.

Qualification Level	Number of Qualifications
Bachelor's degrees or Diplomas	3

Data Source: Data extracted from Mandatory Workforce Information Collections as on the last pay date of June 2023. As self-reported by staff in the system.

Please note: Data includes staff who are Actively employed and on extended paid leave. Please note only the highest qualification of the Teaching staff is reported. Excludes any number of other certifications earned.

Workforce composition including indigenous staff

	Non-Teaching Staff		Teaching Staff	
	Indigenous	Non-Indigenous	Indigenous	Non-Indigenous
Full-Time Equivalents	0.0	2.5	1.0	1.7
Persons	0.0	4.0	1.0	2.0

Data Source: Data extracted from Mandatory Workforce Information Collection as on the last pay date of June 2023.

Please note: Data includes staff who are actively employed and on extended paid leave. "Indigenous category" is self-reported by staff in the system.

Financial Statement

Funding Source	Amount
Grants: State	714,285
Grants: Commonwealth	0
Parent Contributions	40,053
Fund Raising	1,139
Other	

Data Source: School supplied data.